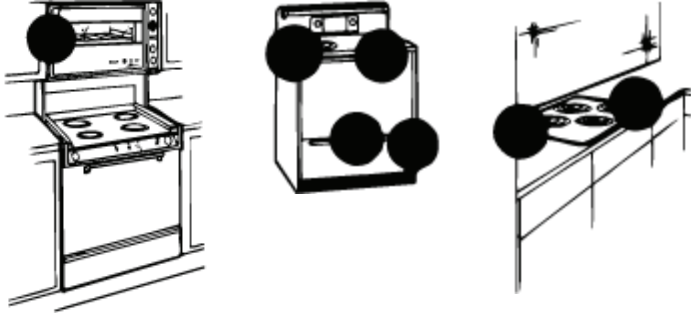


Having trouble locating the model number of your appliance, maybe we can help -


Range locations:

- On the frame behind the oven door
- Completely open oven door, model number plate located between hinges
- Remove right front or rear surface unit and model number is on inside, right side or back corner of frame.
- Remove front surface unit, model number is located on inner left side of frame
- Remove lower storage drawer. Model number plate is on a vertical or horizontal part of the frame.



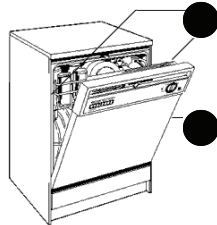
Oven locations:

- On the inside back wall or ceiling of the hood
- Completely open oven door, model number plate located between hinges
- Remove right front or rear surface unit and model number is on inside, right side or back corner of frame.
- Remove front surface unit, model number is located on the inner left side of frame
- Remove lower storage drawer. Model number plate is on a vertical or horizontal part of the frame.



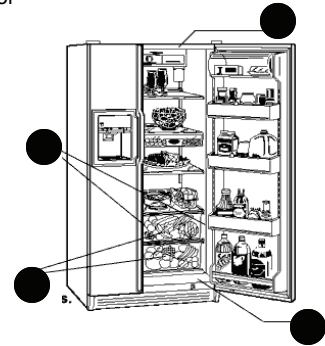
Dishwasher locations:

- Completely open the door, model number is on the left front lip of the tub.
- On the back at the bottom of the skirt.
- On the back of the side or back at the top of the storage cover for the hoses.
- Left, right or center of top door jamb.
- Underside of control panel.



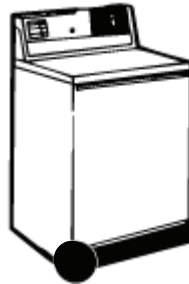
Refrigerator locations:

- On ceiling in front
- On bottom of open door
- Behind the crisper drawers
 - On inside walls of either side next to the crisper
- Bottom front
- By temperature control



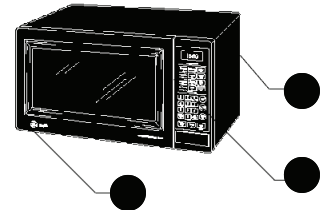
Washing Machine locations:

- Lift side of lower front corner of machine
- Back of control panel
- Under the lid
- On the kick plate



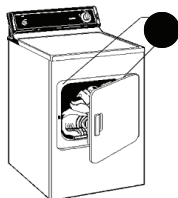
Microwave locations:

- Inside on left or right side of wall
- Behind door on front edge of unit
- On the back
- Side of control panel
- On the bottom near back



Clothes Dryer locations:

- Open door, upper right corner of door recess
- Right center on back



Disposal location:

- Round the bottom front edge

